


Timeline of Extreme Weather Events



Overview:

In this activity students interview Elders to create a timeline showing extreme weather events in their community.

Objectives:

The student will:

- interview an Elder;
- illustrate one extreme weather event from that interview; and
- use that interview to create a class timeline that shows extreme weather events.

Materials:

- STUDENT WORKSHEET: “ Extreme Weather in My Lifetime”
- Note to Elders

Activity Preparation:

1. Define timeline for students. Demonstrate, using examples from students’ lives (e.g., being born, crawling, walking, talking, feeding self, beginning school, learning to read and write, etc.).
2. Contact as many Elders as possible for permission to have students interview them; use the attached Note to Elder or write a personal note.

Activity Procedure:


1. (Day 1) As a class, make a timeline on the board or chart paper using students’ development as an example.
2. Define extreme weather events. Provide students with examples, such as windstorms, blizzards, floods, extreme heat, extreme cold, etc.
3. Welcome Elders to the classroom (or have students interview them at home). Explain that students will choose an Elder to interview about extreme weather events that have happened in the Elder’s lifetime.
4. Pass out STUDENT WORKSHEET.
5. (Day 2) Compile a classroom weather timeline by arranging student illustrations in chronological order on the chalkboard or a bulletin board.
6. Discuss the results. Ask students what event was remembered most often. Ask why that event was remembered most.
7. Possible extension: Ask students if they remember any extreme events in their own lifetime.

Vocabulary:

Timeline: A linear representation of events written in the order in which they occurred.

Answers to Student Questions:

Answers will vary.



Extreme Weather in My Lifetime

Note to Elder

Dear _____,


At school _____ is learning about extreme weather events in our village. Will you please help this child by telling him or her about extreme weather you have experienced in your lifetime? We would like to have stories from your childhood, and your younger years, as well as recent events. Students will share this information with the class to help them understand how extreme weather affects everyday life.

Thank you for your help!

Name: _____

Extreme Weather in My Lifetime

Student Worksheet



1. Ask an Elder about extreme weather events he or she has experienced. Choose one event to illustrate. Ask what year this happened.
2. Draw a picture to show that weather.
3. Below the picture write the Elder's name and the year this extreme weather event happened.

Elder's name: _____

I have drawn _____ Year: _____